

UniFi UISP Branding

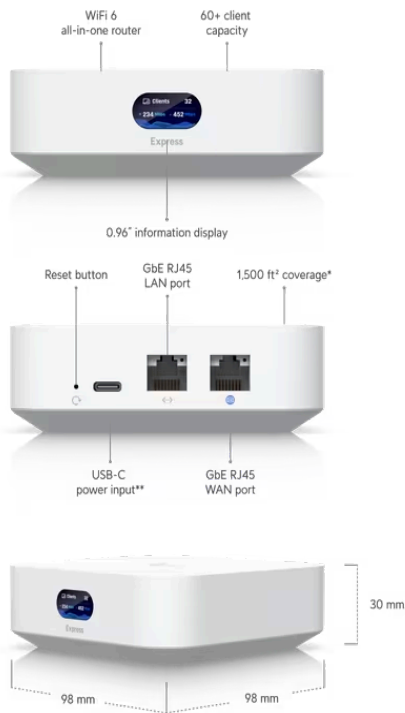
Search UniFi products

Switching WiFi Camera Security Door Access CloudKeys & Gateways Power Tech New Ir

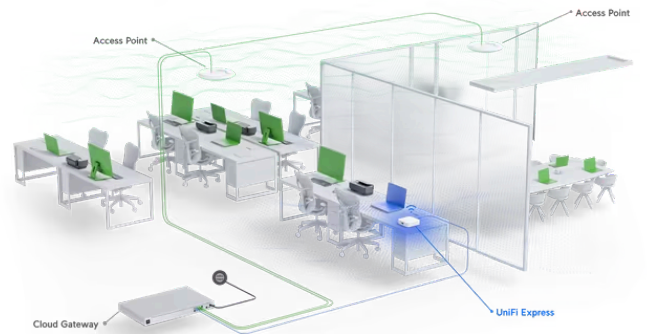
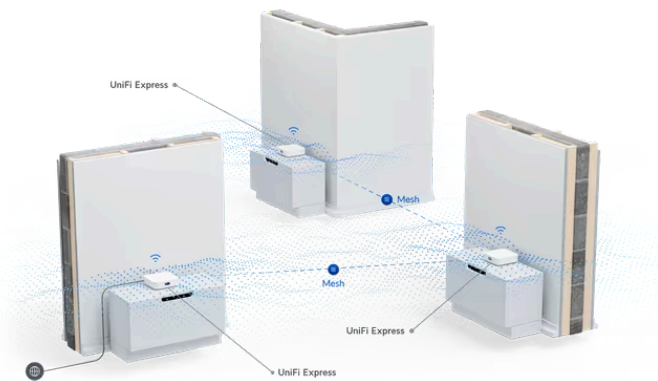
WiFi Integrated > UniFi Express

Datasheet

In The Box	Marketing Images	FAQ	Installation Guide
------------	------------------	-----	--------------------



*1,500 ft² coverage for single unit, 3000-4500 ft² mesh mesh with 2-3 units.
 **5V DC, 3A USB-C adapter included.



Mechanical

Dimensions 98 x 98 x 30 mm (3.6 x 3.6 x 1.2")

Weight 302 g (10.7 oz)

Enclosure material Polycarbonate

Hardware

Management interface	Ethernet Bluetooth
Networking interface	LAN: (1) GbE RJ45 port WAN: (1) GbE RJ45 port
Power method	USB type C (5V DC/3A)
Max. power consumption	10W
Max. TX power	
2.4 GHz	22 dBm
5 GHz	25 dBm
MIMO	
2.4 GHz	2 x 2 (DL/UL MU-MIMO)
5 GHz	2 x 2 (DL/UL MU-MIMO)
Throughput rate	
2.4 GHz	573.5 Mbps
5 GHz	2.4 Gbps
Antenna gain	
2.4 GHz	4 dBi
5 GHz	5.15 dBi
Antennas	(2) Internal 2.4G/5G WiFi dual-band antenna (1) Internal 2.4G single-band BT antenna
LCM display	0.96" status display
Button	Factory reset
Ambient operating temperature	-10 to 45° C (14 to 113° F)
Ambient operating humidity	5 to 95% noncondensing
Certifications	CE, FCC, IC

Gateway Features

Performance	Internet quality and outage reporting
Next-generation security	Application-aware firewall rules Content, country, domain, and ad filtering VLAN/subnet-based traffic segmentation Full stateful firewall

Advanced networking

License-free SD-WAN
 WireGuard, L2TP and OpenVPN server
 OpenVPN client
 OpenVPN and IPsec site-to-site VPN
 One-click Teleport VPN
 Policy-based WAN and VPN routing
 DHCP relay
 Customizable DHCP server
 IGMP proxy
 IPv6 ISP support

Software**WiFi standards**

802.11a/b/g/n/ac/ax

Wireless security

WPA-PSK, WPA-Enterprise (WPA/WPA2/WPA3)

BSSID

Console mode: 3 per band
 Standard AP: 8 per band

VLAN

802.1Q

Advanced QoS

Per-user rate limiting

Guest traffic isolation

Supported

Concurrent clients

50+*

*Performance may be degraded with advanced gateway features (e.g., Traffic Identification).

Supported Data Rates**802.11a**

6, 9, 12, 18, 24, 36, 48, 54 Mbps

802.11b

1, 2, 5.5, 11 Mbps

802.11g

6, 9, 12, 18, 24, 36, 48, 54 Mbps

802.11n (WiFi 4)

6.5 Mbps to 300 Mbps (MCS0 - MCS15, HT 20/40)

802.11ac (WiFi 5)

6.5 Mbps to 1.7 Gbps (MCS0 - MCS9 NSS1/2, VHT 20/40/80/160)

802.11ax (WiFi 6)

7.3 Mbps to 2.4 Gbps (MCS0 - MCS11 NSS1/2, HE 20/40/80/160)

Application Requirements**UniFi Network**

Version 8.0.7 and later